

Fairfield Police Department
Town of Fairfield, Connecticut

Monthly Report

November 2024



Chief Robert Kalamaras
Fairfield Police Department

Call for Service Statistics - Year to Date

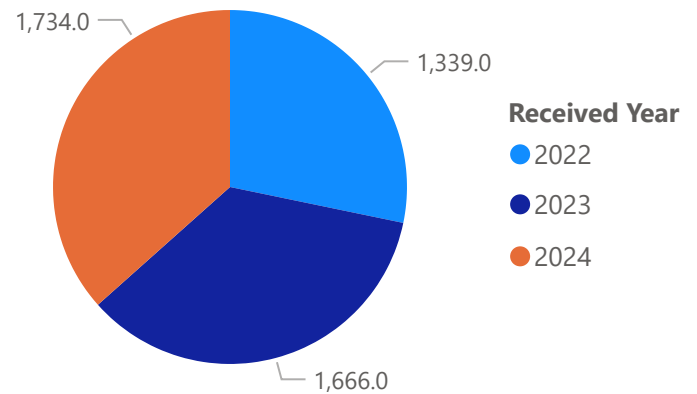
Actual Call Type	01 -...	02 ...	03 -...	04 ...	05 -...	06 - ...	07 -...	08 -...	09 ...	10 -...	11 -...
911 HANG UP	11	14	7	12	11	10	6	8	15	14	9
ALARM	3	3	7	2	3	3	5	7	1	2	
ALARM EXCUSED	1		2		6	2	2	2	3	1	3
ALARM FALSE	169	171	181	170	151	176	209	188	158	124	143
ANIMAL COMPLAINT	68	48	67	78	108	99	110	114	78	82	84
ASSAULT	6	1	2	7	6	4	3	1	4	2	5
ASSISTANCE	190	201	244	220	313	270	273	244	234	258	210
BANK ESCORT	19	11	15	16	14	14	21	14	12	14	13
BREACH OF PEACE	38	50	45	35	52	49	50	58	58	60	43
BURGLARY - RESIDENCE	3		1	1		4			1		3
BURGLARY - COMMERCIAL		1	3	2	5	1	3	1	2	1	
BURGLARY - GARAGE	1				1	1	1	1	2		
BURGLARY ATTEMPT	1				1		1		1		
BUSINESS/LOCATION CHECK	1,539	1,341	1,273	1,007	1,315	988	825	988	1,301	1,482	1,235
DEAD ON ARRIVAL	3	1	2	4	1	1	2		4	2	1
DOOR UNLOCKED	3	2		3	1	1	6	4	4	3	5
EDP	14	13	15	15	15	14	14	14	21	11	15
EMERGENCY MEDICAL CALL	241	191	190	210	340	354	336	379	397	341	342
EMERGENCY MEDICAL CALL (CODE 2)	120	113	112	115	6		1				
FIREWORKS COMPLAINT		1	1		8	6	29	6	4	2	1
FUNERAL ESCORT	17	20	15	21	14	12	11	16	15	4	22
HARASSMENT	12	21	22	27	17	21	18	21	11	19	13
INTOXICATED SUBJECT	2	7	4	7	9	9	6	5	8	2	5
INVESTIGATION	129	119	144	142	165	144	173	157	187	161	170
INVESTIGATION-WARRANT ARREST	15	13	20	12	15	2	23	5	14	8	6
LARCENY/THEFT	20	30	35	42	54	49	39	28	24	50	40
LARCENY-IDENTITY THEFT	12	14	13	13	15	10	14	14	15	13	7
MEDICAL ALARM	1	3	4	2							
MISSING PERSON	1	3	2	3	7	6	3	2	7	5	3
NARCOTICS VIOLATION			4	1	1						3
NOISE COMPLAINT	16	27	33	37	55	57	34	35	69	53	49
PARKING VIOLATION	31	57	50	52	76	62	67	37	65	50	61
RECKLESS DRIVER	24	33	34	42	49	52	43	43	41	45	51
RECOVERED PROPERTY	9	12	11	21	23	24	20	23	16	24	16
ROAD HAZARD	29	15	31	28	29	41	44	48	29	18	22
ROBBERY	2		2			1				1	
SEX VIOLATION	2		3	2	3	1			3		
SHOPLIFTER	36	16	28	38	37	35	36	25	36	33	8
STOLEN VEHICLE	8	8	14	6	5	16	9	9	9	7	6
STOLEN VEHICLE ATTEMPT		1	1								
SUICIDE			1	1		1				1	
SUICIDE ATTEMPT	2		4	1	2	2			2		3
SUICIDE THREAT	1	2	2	5	6	1	6	5	2	5	3
SUSPICIOUS PERSON	28	30	35	36	42	27	47	31	39	37	31
SUSPICIOUS VEHICLE	26	21	26	18	16	17	27	17	21	11	18
THEFT FROM MOTOR VEHICLE	23	15	30	25	24	24	35	21	22	25	17
TRAFFIC CONTROL MALFUNCTION	12	12	14	8	10	12	13	10	10	11	21
TRESPASSER	14	4	12	15	11	11	12	10	10	14	11
VANDALISM MISCELLANEOUS	7	10	7	14	14	17	17	8	5	11	14
VANDALISM TO STRUCTURE		1					1				
VANDALISM TO VEHICLE	1	1	1	1	1	2		1			

Not all Call Types are Included

The data depicted on this page and within this report may not be inclusive of all incidents or events and is presented for convenience to the viewer.

Call for Service Statistics - November

Actual Call Type	2022	2023	2024
911 HANG UP	18	14	9
ALARM		2	
ALARM EXCUSED	4	4	3
ALARM FALSE	156	150	143
ANIMAL COMPLAINT	67	85	84
ASSAULT	1	6	5
ASSISTANCE	182	198	210
BANK ESCORT	17	18	13
BREACH OF PEACE	52	47	43
BUSINESS/LOCATION CHECK	1,185	1,523	1,235
COMMUNITY EVENT	74	33	43
DEAD ON ARRIVAL	1	1	1
EDP	7	10	15
EMERGENCY MEDICAL CALL	370	252	342
EMERGENCY MEDICAL CALL (CODE 2)	124	113	
FIREWORKS COMPLAINT	4		1
FUNERAL ESCORT	15	15	22
HARASSMENT	20	12	13
INTOXICATED SUBJECT	3	2	5
M.V. ACCIDENT	203	202	186
MEDICAL ALARM	1		
MISSING PERSON	1	4	3
NARCOTICS VIOLATION	1		3
NOISE COMPLAINT	25	19	49
PARKING VIOLATION	32	46	61
RECKLESS DRIVER	30	30	51
RECOVERED PROPERTY	13	16	16
ROAD HAZARD	18	22	22
SEX VIOLATION	1	1	
SUICIDE ATTEMPT		1	3
SUICIDE THREAT	3	1	3
SUSPICIOUS PERSON	23	26	31
SUSPICIOUS VEHICLE	18	19	18
TRAFFIC CONTROL MALFUNCTION	5	13	21
TRESPASSER	10	8	11
VANDALISM MISCELLANEOUS	2	13	14
VANDALISM TO STRUCTURE	3		
VANDALISM TO VEHICLE		1	
VEHICLE ACCIDENT WITH INJURIES	23	32	31



Investigations, Burglaries, Larcenies & Vehicle Thefts

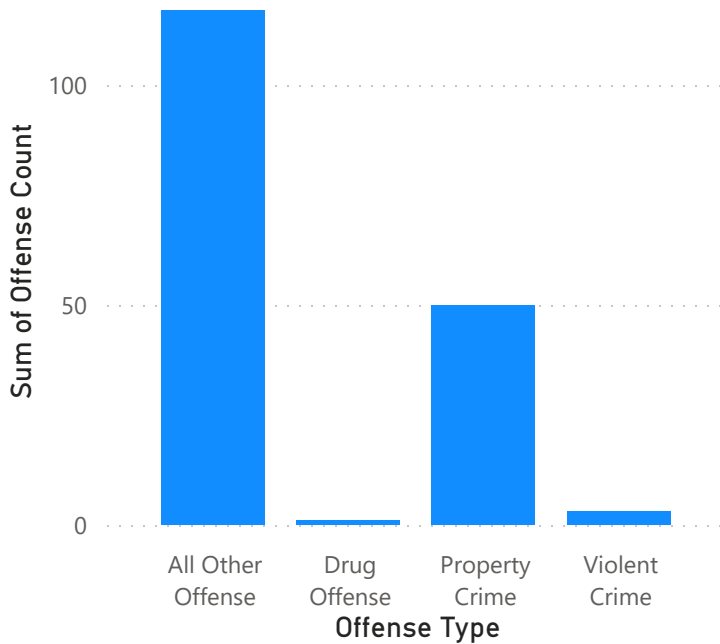
Actual Call Type	2022	2023	2024
BURGLARY - RESIDENCE	4		3
BURGLARY - COMMERCIAL	1	2	
BURGLARY - GARAGE	1	1	
INVESTIGATION	181	127	169
INVESTIGATION- SENIOR CITIZEN	1		
INVESTIGATION-ARREST	2	2	
INVESTIGATION-BAD CHECK	1		
INVESTIGATION-CREDIT CARD FRAUD	2		
INVESTIGATION-FINANCIAL CRIME	4	5	
INVESTIGATION-FORGERY		1	
INVESTIGATION-INTERNET CRIME	1		
INVESTIGATION-WARRANT ARREST	15	12	6
LARCENY/THEFT	16	31	40
LARCENY-EMPLOYEE THEFT	1		
LARCENY-IDENTITY THEFT	1	12	7
SHOPLIFTER	25	17	8
STOLEN VEHICLE	8	10	6
THEFT FROM MOTOR VEHICLE	24	24	17

Offense Statistics - November

Offense Type	2022	2023	2024
All Other Offense	37	50	36
Drug Offense	1		
Property Crime	21	15	14
Violent Crime			3
Total	59	65	53

Offense Description	2022	2023	2024
Aggravated Assault			3
All Other Larceny		4	2
All Other Offenses	14	17	12
Burglary/Breaking and Entering	2	2	1
Counterfeiting/Forgery	9	1	
Credit Card/Automatic Teller Machine Fraud			2
Destruction/Damage/Vandalism of Property			3
Disorderly Conduct	1	4	2
Driving Under the Influence	8	5	6
Drug Narcotic Violations	1		
False Pretenses/Swindle/Confidence Game		3	
Identity Theft	8		1
Intimidation	5	11	3
Pornography/Obscene Material			1
Shoplifting	10	7	5
Simple Assault	7	11	11
Theft of MV Parts or Accessories		1	
Trespass of Real Property	1	1	1
Weapon Law Violations	1	1	

Sum of Offense Count by Offense Type



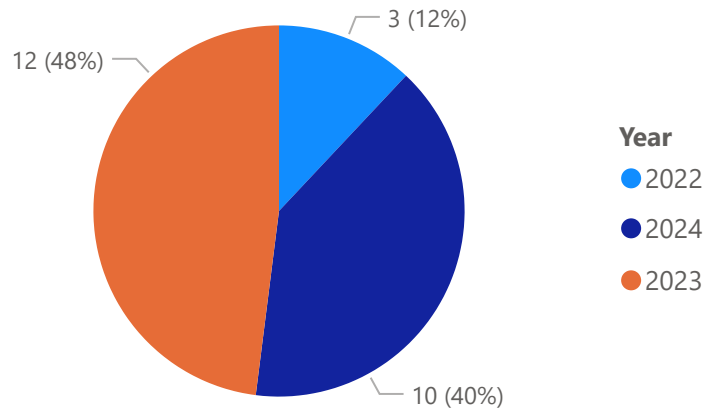
The Fairfield Police Department participate in National Incident-Based Reporting System (NIBRS) which was implemented to improve the overall quality of crime data collected by law enforcement. NIBRS captures details on each single crime incident—as well as on separate offenses within the same incident—including information on victims, known offenders, relationships between victims and offenders, arrestees, and property involved in crimes.

Definitions for NIBRS Offenses can be found at:

https://ucr.fbi.gov/nibrs/2019/resource-pages/nibrs_offense_definitions-2019.pdf

Family Violence Offense Statistics - November

Family Violence	2022	2023	2024	Total
Yes	3	12	10	25
Total	3	12	10	25



If you or someone you know is a victim of domestic violence, there are CONFIDENTIAL, SAFE, and FREE services available throughout Connecticut 24 hours per day, 7 days per week.

If you need help or just someone to talk to, please visit us at [CTSafeConnect.org](https://www.CTSafeConnect.org) or call or text **(888) 774-2900**. Advocates are available 24/7. All languages are supported!

To learn more, visit www.ctcadv.org or www.CTSafeConnect.org

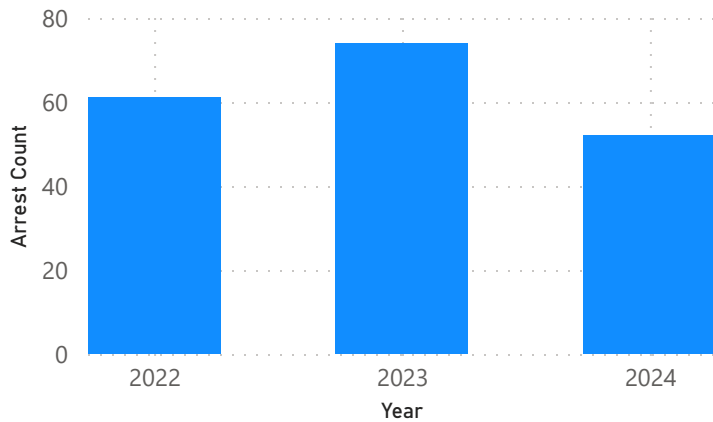
Arrest Statistics - November

Charge Type	2022	2023	2024
Felony	18	19	16
Infraction	9	3	5
Misdemeanor	53	66	44
Violation	0	0	2
Total	61	74	52

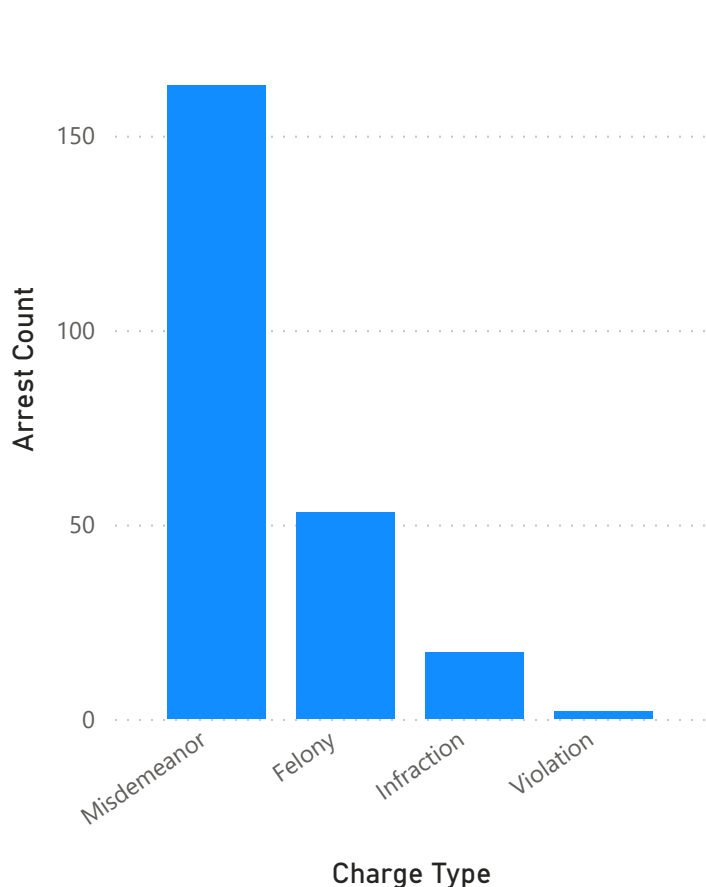
Top 40 Arrest Charges

Description	2022	2023	2024
ASSAULT 3RD DEG	2	4	4
ASSLT PB SFTY/EMT/TRANST/HLTH	0	1	1
BREACH OF PEACE 2ND DEG	4	7	10
BURGLARY 1ST DEG	0	2	0
BURGLARY 2ND DEG	0	0	2
BURGLARY 3RD DEG	1	0	3
CRIMINAL IMPERSONATION	4	3	0
CRIMINAL MISCHIEF 1ST DEG	1	0	1
CRIMINAL MISCHIEF 2ND DEG	3	0	4
CRIMINAL MISCHIEF 3RD DEG	2	1	1
CRIMINAL TRESPASS 1ST DEG	1	2	1
DISORDERLY CONDUCT	7	14	3
EVADE RESP-INJURY/PROP DAMAGE	0	0	2
FAIL TO DISPLAY PLATES/INSERTS	2	0	0
FAILURE TO APPEAR 1ST DEG	4	2	4
FAILURE TO APPEAR 2ND DEG	10	17	3
FAILURE TO RENEW REGISTRATION	1	0	1
FLR TO DRIVE IN PROPER LANE	5	1	1
FORGERY 1ST DEG	4	0	0
FORGERY 2ND DEG	1	1	0
HARASSMENT 2ND DEG	2	1	0
IDENTITY THEFT - 3RD DEGREE	4	1	0
ILL OPN MV UNDER INFL ALC/DRUG	10	6	6
ILL OPN MV UNDER SUSPENSION	0	0	3
ILL OPN MV WO MINIMUM INSURNCE	0	0	2
IMPROPER USE-MARKER/LIC/RGSTR	2	0	1
INTERFERE WITH OFFCR/RESISTING	10	5	5
INTERFERING W/AN EMERGNCY CALL	0	2	2
LARCENY 1ST DEG	4	1	0
LARCENY 3RD DEG	2	1	2
LARCENY 4TH DEG	1	0	3
LARCENY 5TH DEG	1	1	1
LARCENY 6TH DEG	8	14	8
LARCENY OF MV - 1ST OFFENSE	0	1	1
OPERATE MV WITHOUT LICENSE	1	1	0
OPERATE/PARKS UNREGISTRD MV	1	0	3
RECKLESS ENDANGERMENT 1ST DEG	1	2	0
RECKLESS ENDANGERMENT 2ND DEG	1	1	1
RISK OF INJURY TO CHILD	1	3	0
SALE OF NARCOTIC SUBSTANCE	2	0	0
THREATENING 2-PHYSICAL THREAT	0	2	2
UNSAFE BACKING	0	1	1
USE MOTOR VEHICLE WO PRMISSION	0	0	2
VIO STDING CRIM PROTECTIVE ORD	0	1	2
VIOLATE COND OF RELEAS-2ND DEG	0	2	1
VIOLATION OF PROBATION	0	1	1
VIOLATION OF PROTECTIVE ORDER	1	5	2

Arrest Count by Year



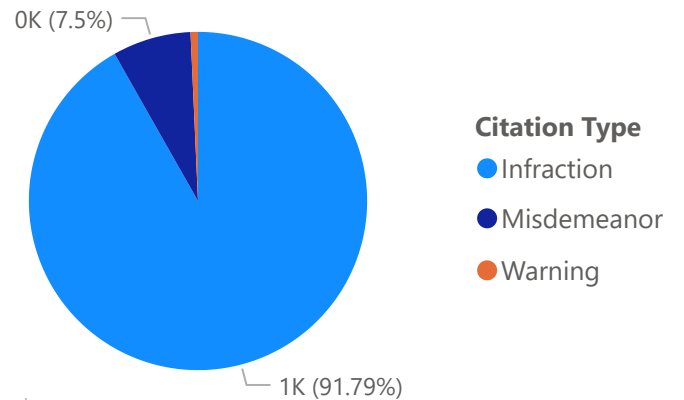
Arrest Count this Month Only



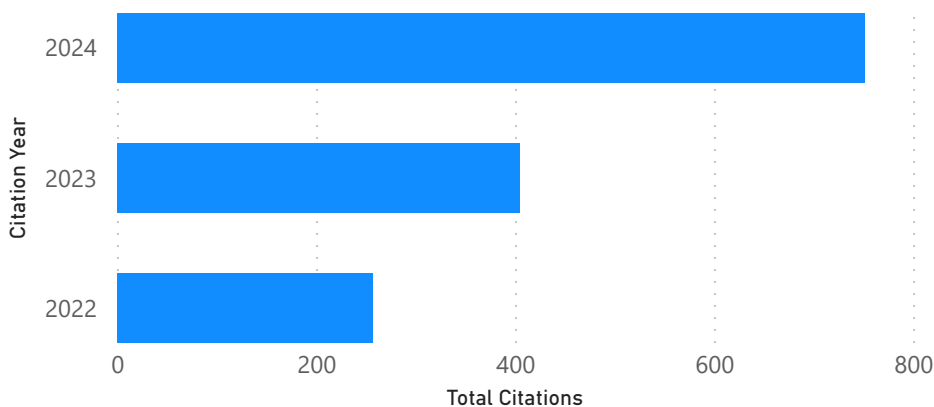
Citation Statistics - November

Citation Type	2022	2023	2024	Total
Infraction	193	381	723	1,297
Misdemeanor	55	24	27	106
Warning	9		1	10
Total	257	405	751	1,413

Total Citations by Citation Type

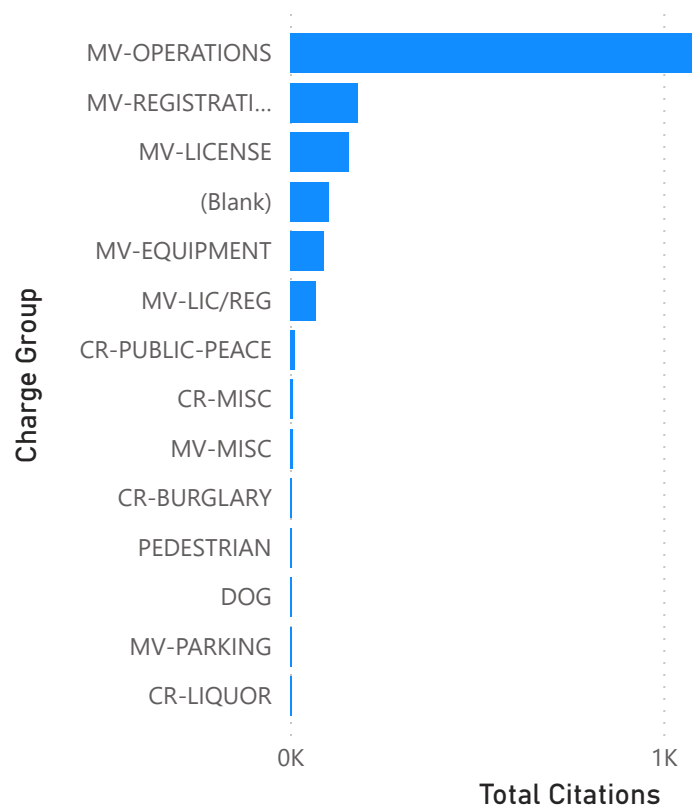


Total Citations by Citation Year



Charge Group	2022	2023	2024
	53	23	28
CR-BURGLARY	2	2	
CR-LIQUOR	1		
CR-MISC	4	2	2
CR-PUBLIC-PEACE	4	3	5
DOG			2
MV-EQUIPMENT	25	25	40
MV-LIC/REG	22	13	32
MV-LICENSE	25	51	80
MV-MISC		3	4
MV-OPERATIONS	163	311	622
MV-PARKING	1	1	
MV-REGISTRATION	47	46	89
PEDESTRIAN	1	1	1
Total	293	405	751

Total Citations by Charge Group

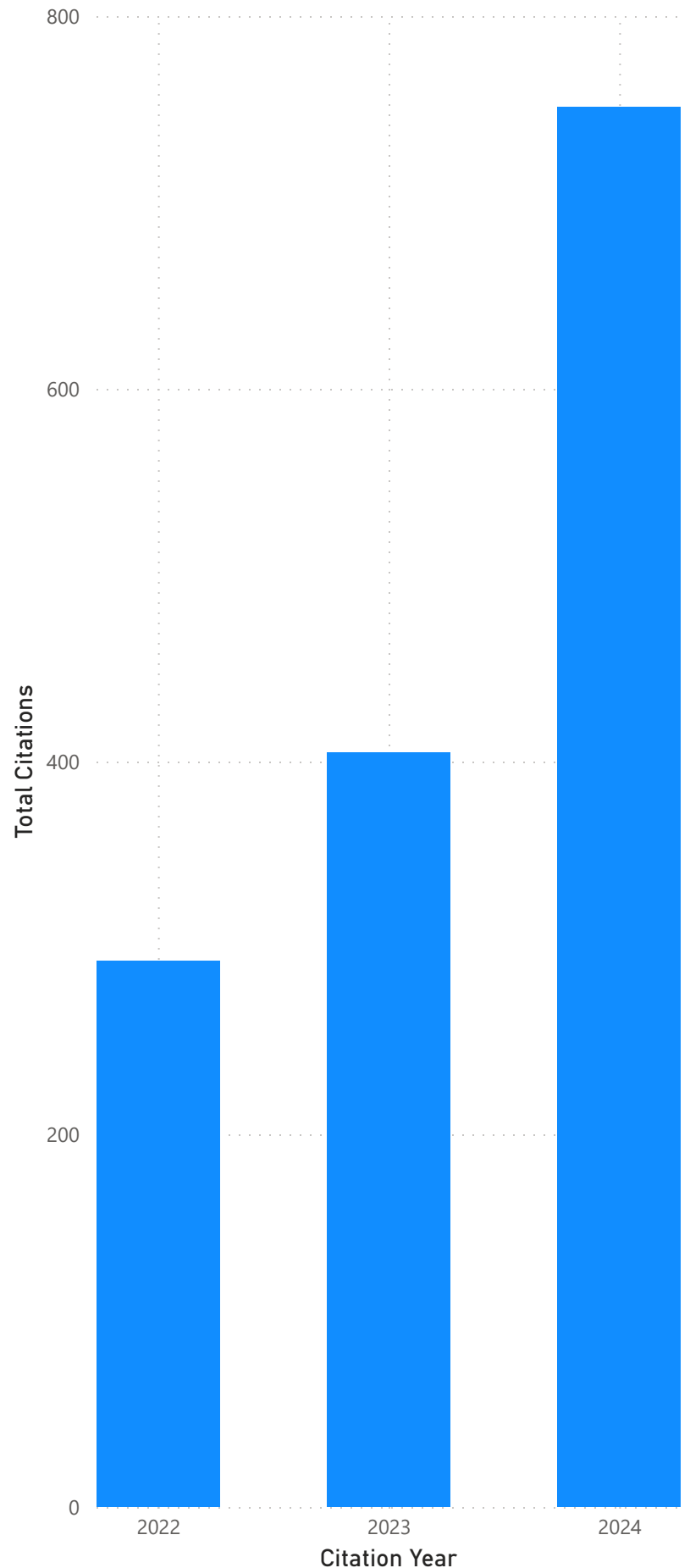


Citation Statistics - November

Top 40 Citation Charges

ChargeDesc	2022	2023	2024
14-100a(c)(1) - FLR TO WEAR SAFETY SEAT BELT	20	25	34
14-12(a) - FAILURE TO RENEW REGISTRATION	11	1	3
14-12(a)* - OPERATE/PARKS UNREGISTRD MV	34	41	72
14-13 - FAILURE TO CARRY REG/INS CARD	2	5	11
14-147(a) - FALSIFY MARKER/LICENSE/RGSTRTN	10		
14-147(c) - IMPROPER USE-MARKER/LIC/RGSTR	22	13	32
14-147c - MISUSE OF PLATE	2	5	3
14-18(a) - FAIL TO DISPLAY PLATES/INSERTS	6	2	12
14-18(c) - VIO READABLE/LOST PLATES REQS	1		6
14-213 - FLR TO CARRY OPERATOR LICENSE	3	3	4
14-213b - ILL OPN MV WO MINIMUM INSURNCE	3	23	56
14-215 - ILL OPN MV UNDER SUSPENSION	15	13	14
14-215(a) - ILL OPN MV UNDER SUSPENSION	3	3	4
14-215a - IL OPN MV UNDER 14-140 SUSPNSN		3	2
14-218a - TRAVELING UNREASONABLY FAST	79	146	213
14-218a*SZ - VIO 14-218A* IN A SCHOOL ZONE	4	1	
14-218aSZ - VIO 14-218A IN A SCHOOL ZONE			19
14-219(b) - SPEEDING INFRACTION-CARS ONLY	2	6	2
14-224b - EVADING RESPONSIBILITY	6	1	2
14-230(a) - FAILURE TO DRIVE UPON RIGHT		5	6
14-236 - FLR TO DRIVE IN PROPER LANE	10	6	6
14-240(b - FOLLOW TOO CLOSELY		3	
14-240(b* - FOLLOW TOO CLOSELY-W/ACDNT	7	7	6
14-242 - IMPROPER TURN/STOP-NO SIGNAL	1		3
14-242(e) - LFT TURN-FL TO YLD RT OF WAY	2	5	2
14-243(a) - UNSAFE MOVEMENT OF STOPPED VEH	1		2
14-245 - FLR GRANT RIGHT OF WAY-INTRSCCT	3		1
14-247 - FLR GRANT RIGHT OF WAY-PRVT RD	1	1	3
14-296aa(b1st - OP MV W/HNDHLD TEL/ELC DEV/TXT	11	86	60
14-298 - FLR COMPLY STATE TFC COMM REGS		4	33
14-299 - TRAFFIC CONTROL SIGNALS	15	8	78
14-301 - FAILURE TO OBEY STOP SIGN	17	26	176
14-36(a) - OPERATE MV WITHOUT LICENSE	19	26	43
14-36(b)(1)++ - OP MV >=18 VI LIC/PERMIT REQS			3
14-36a(c) - ILL OPN MV-VIO LICENSE CLASS	2	1	
14-36g(a)(1) - VIO MV OP REQS BY 16/17 YR OLD	5	2	2
14-44a - OPERATE COMM MV W/O CDL		3	
14-96b - FAILURE TO HAVE HEADLAMPS	2		1
14-96c - IMPROPER REAR/MARKER LAMPS	1		2
38a-371 - FLR TO INSURE PRIVATE MTR VEH	32	2	5
53-182 - NEGLIGENT PEDESTRIAN	1	1	1
53a-110a - SIMPLE TRESPASS	2	2	
53a-181a - CREATING A PUBLIC DISTURBANCE	4	3	5
7-148 - TOWN ORDINANCE \$90 OR LESS(CI)	4		1

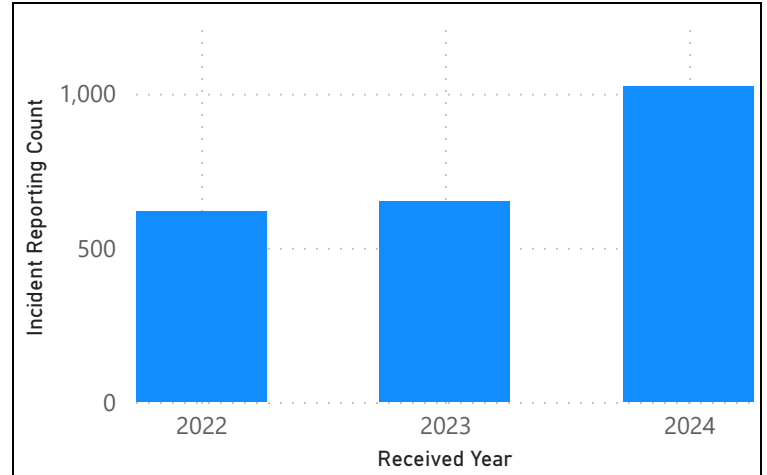
Citations by Year during this Month



Traffic Stop Statistics - November

Total Traffic Stops this Month

Actual Call Type	2022	2023	2024
TRAFFIC STOP - ARREST	190	321	675
TRAFFIC STOP - VERBAL	376	295	315
TRAFFIC STOP	32	30	30
TRAFFIC STOP - NO ACTION	11	5	2
TRAFFIC STOP - WRITTEN WARNING	8		1
BREACH OF PEACE	1		
RECKLESS DRIVER	1		
Total	619	651	1,023



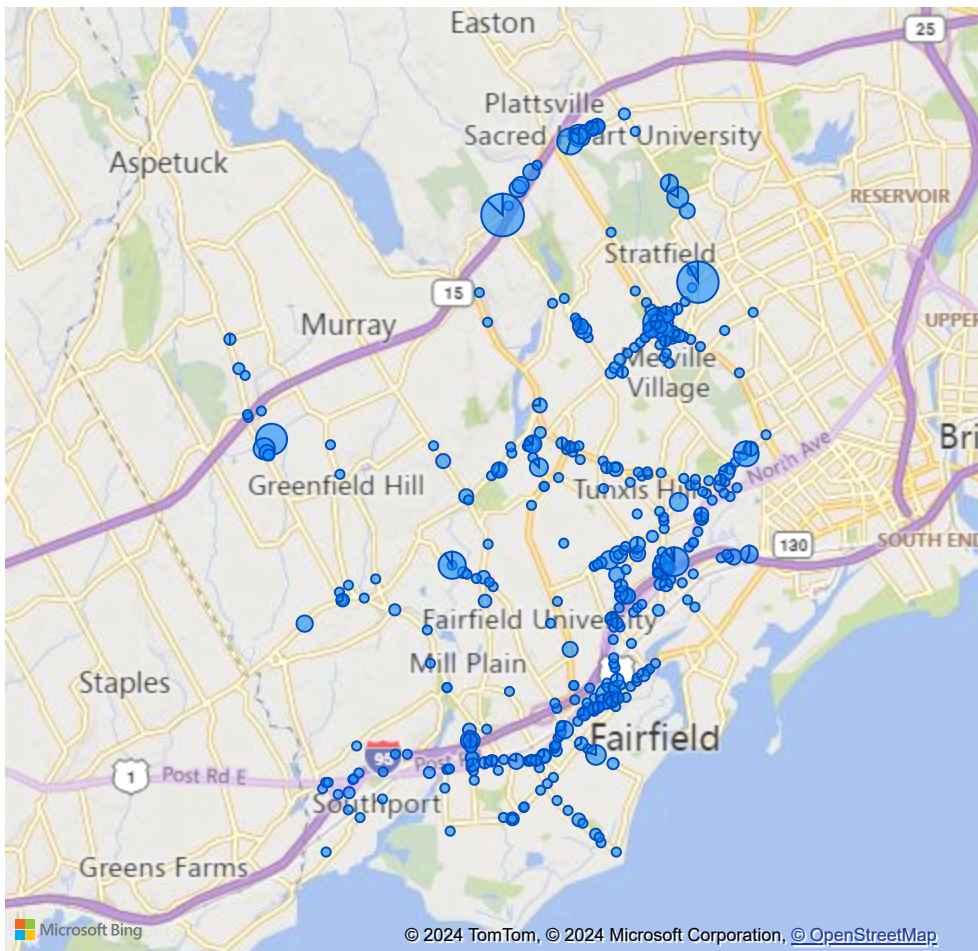
Enforcement Action this Month

Citation Type	2022	2023	2024
Infraction	153	312	679
Misdemeanor	39	20	17
Warning	9		1
Total	201	332	697

Top 5 Charges this Month

ChargeDesc	2024
14-12(a)* - OPERATE/PARKS UNREGISTRD MV	69
14-218a - TRAVELING UNREASONABLY FAST	212
14-296aa(b1st - OP MV W/HNDHLD TEL/ELC DEV/TXT	60
14-299 - TRAFFIC CONTROL SIGNALS	77
14-301 - FAILURE TO OBEY STOP SIGN	173

TRAFFIC STOPS THIS MONTH:



Targeted Areas this Month:

- High St
- Kings Hwy C/O
- Morehouse Hwy
- Cross Hwy
- Redding Rd
- Stratfield Rd
- Burr St
- Holland Hill Rd
- Beach Rd
- Jefferson St
- Jennings Rd
- Brookside Dr
- Congress St
- Reef Rd
- Roundhill Rd
- Duck Farm Rd
- Valley Rd
- Brookside Dr
- Villa Ave
- Park Ave
- Bronson Rd
- South Benson Rd
- Pansy Rd

Vehicle Crash Statistics - November

Total Crashes this Month

119

Total Crashes w/ Injuries

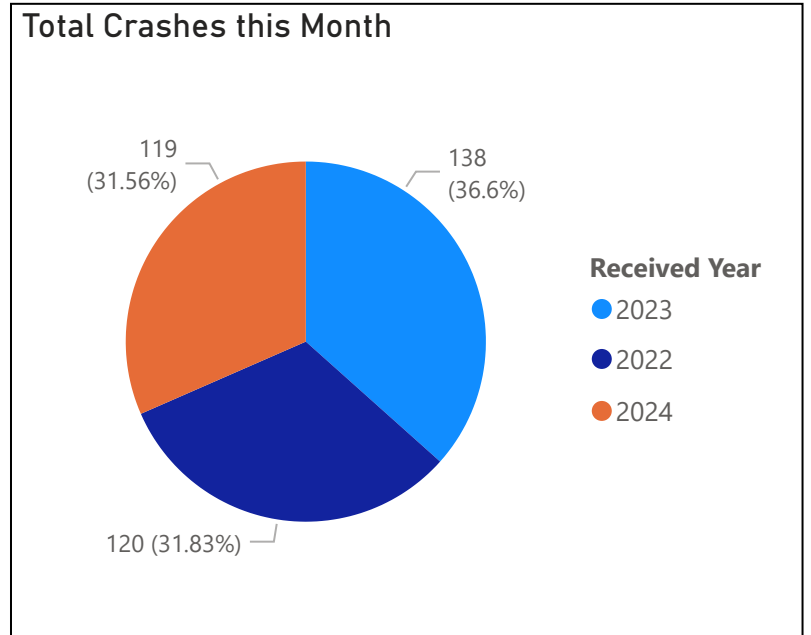
21

Fatal Crashes

0

Total Crashes this Month

Actual Call Type	2022	2023	2024
M.V. ACCIDENT	119	115	98
VEHICLE ACCIDENT WITH INJURIES	1	23	21
Total	120	138	119

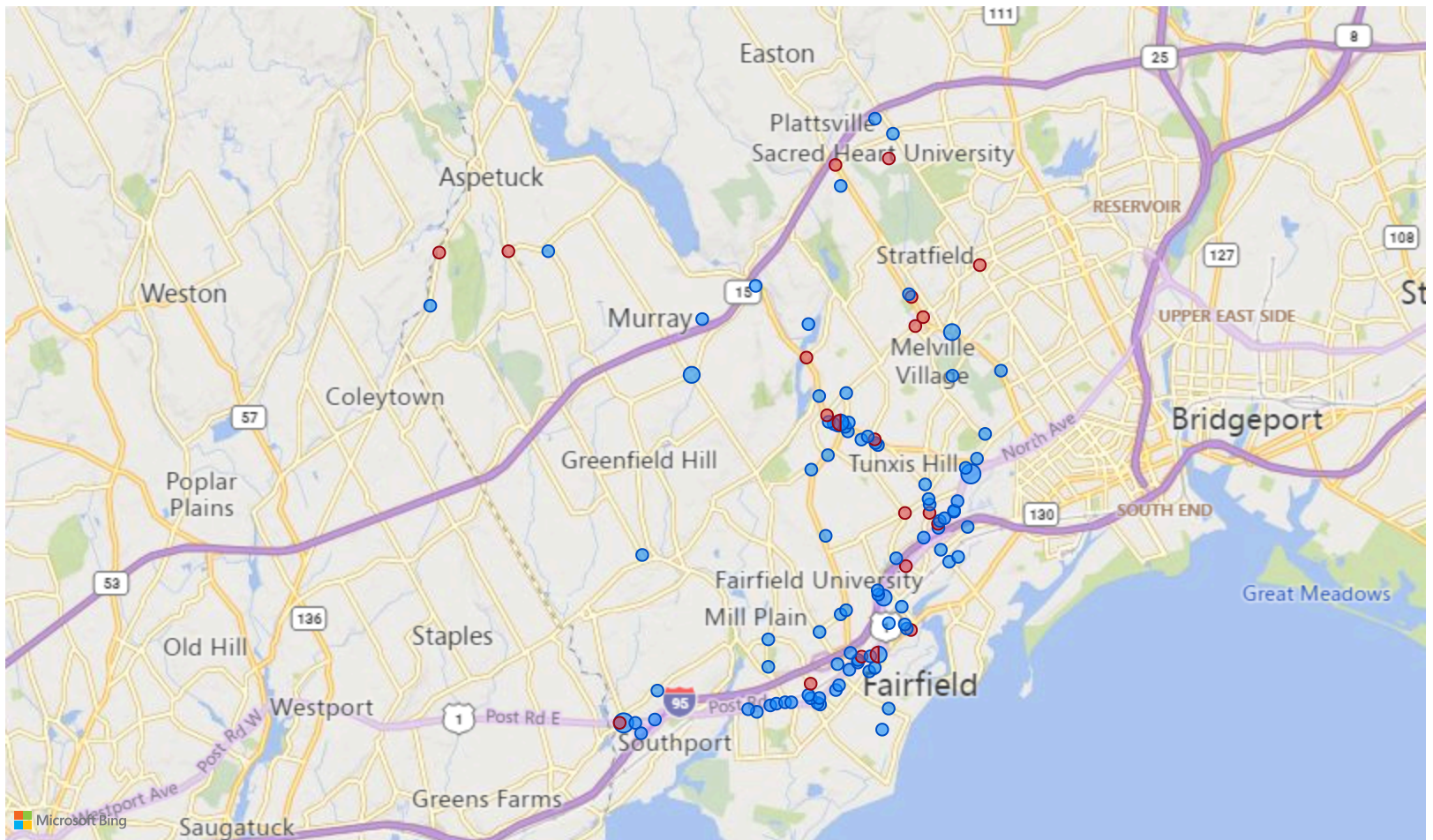


Enforcement Action this Month

Citation Type	2022	2023	2024
Infraction	23	36	29
Misdemeanor	8	4	9
Total	31	40	38

VEHICLE CRASHES THIS MONTH

● M.V. ACCIDENT ● VEHICLE ACCIDENT WITH INJURIES



The data depicted on this page and within this report may not be inclusive of all incidents or events and is presented for convenience to the viewer.

Special Services Bureau - November

www.fpdct.com/specialservices

The following is a summary of the proactive work completed during this month by the respective units noted below. Additional details and/or statistics may be found on other pages of this report. This page is intended to serve as a summary and to recognize the dedication of each units personnel.

Traffic Safety & Crash Investigation Units

The Traffic Safety Unit conducted a total of 718 traffic stops in November 2024, resulting in the issuance of 595 infractions and 3 misdemeanor summonses. DUI grant enforcement commenced on 11/7/2024 and Click it or Ticket commenced on 11/28/24. The Crash Investigation Unit team responded to a total of 88 crashes, 17 MV Crashes with Injury, issued 35 Infractions and 6 Misdemeanor Summons', as well as executing 1 search warrant and 2 arrest warrants . The Crash Investigation Unit was also activated for four critical crash investigations which included two fatal and two serious crashes occurring in the following cities and towns: Stratford (fatal), Easton (serious), Bridgeport (fatal) and Fairfield (serious).

Crash Investigation November Monthly Report

SERGEANT M. KOMM / OFFICER M. LETSCH / OFFICER K. WELLS

MV. Accidents	MV. Accidents Injuries	Search Warrants	Arrest Warrants
88	17	1	2
Infractions	Misdemeanors	Fatalities	Serious MVA
35	6	0	*1
Details			
*11/1/24 - Fairfield serious MVA - Motorcycle into an SUV- 161 Post Rd			
11/1/24 - Assist Bridgeport PD- Fatal - North Ave a@ Center St ext			
11/14/24 - Assist Easton Pd - Single vehicle into a tree- Rt 58 near Center Rd			
11/20/24 - Assist Stratford PD - Lordship fatal speed calculations			

Traffic Unit Report:

Total Traffic Stops by Traffic Officers:

718

Total Infractions Issued:

595

Total Misdemeanor Summons Issued:

3

DUI Arrests:

1

Marine Unit:

Off season for Marine Unit. Nothing to note during the month of November 2024.



School Safety Division - November

The School Safety Division is responsible for creating a physical presence at assigned school(s) and school related events. School Safety Officers serve as an informational resource to staff, students, and parents on safety information and interpretation of law. The division is also responsible for the implementation of new safety and law curriculum and to serve as an educator to the student population at assigned schools. It further aides in enhancing physical security and security procedures at assigned schools and periodically assessing, identifying and reporting vulnerabilities at assigned schools.

Business Checks (Schools)	467
Assistance Calls	15
Community Events	35
Emergency Medical Calls	6
Investigations	11
Traffic Control Malfunction	3
Suspicious Persons	2
Traffic Stop	2
Reckless Driver	1
Alarm	1
Missing Person	2
Harassment	1
911 Hang Up	1
Parking Violation	1
Juvenile Arrest (Warrant)	1
<u>Total Calls for Service</u>	<u>549</u>

Events/Updates:

- School Safety Division Officers Clark and Chlebowski hosted 2 Parent Internet Safety community events at Warde High School and Ludlowe High School. Total attendance was approximately 100.
- Officer Bennett sat on a "Digital Wellness" panel at the Fairfield Public Library hosted by "OK To Delay" and Fairfield PTA Council.
- Lieutenant Wiltsie and Jessica Bloomberg, LCSW presented to all FPS District Nurses at their professional development training. Topics covered Roles of the SSD and Resources available from our LCSW.



www.fpdct.com/schoolsafety

Parking Enforcement Statistics - November

Findings 11/1/2024 - 11/30/2024

557 Parking Citations Issued

(545 prior year – November 2023)

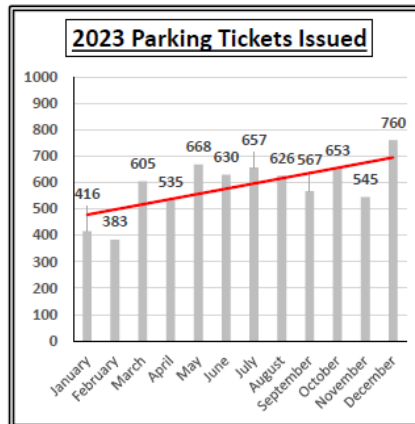
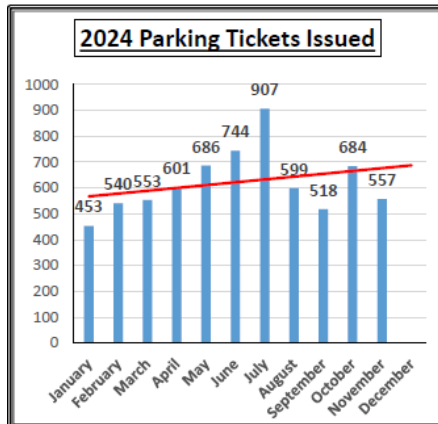
\$21,702.31 Funds Collected

(\$19,435.95 prior year - November 2023)

YTD TOTAL = \$277,727.00

Parking Ticket Summary.

	Jan	Feb	Mar	Apr	May	Jun	Jul	Aug	Sep	Oct	Nov	Dec
2021	15	110	247	249	381	642	628	462	468	428	375	573
2022	197	267	508	394	475	512	643	472	434	365	358	567
2023	416	383	605	535	668	630	657	626	567	653	545	760
2024	453	540	553	601	686	744	907	599	518	684	557	



Parking Financials

<u>FINANCIALS</u>	<u>2024 Funds Collected</u>	<u>2023 Funds Collected</u>	<u>2022 Funds Collected</u>
January	\$23,260.59	\$15,862.66	\$7,671.28
February	\$20,737.64	\$12,874.03	\$6,663.19
March	\$21,863.02	\$18,143.48	\$12,973.91
April	\$22,089.40	\$20,920.29	\$14,466.57
May	\$22,194.48	\$20,188.18	\$15,596.37
June	\$34,043.03	\$24,021.64	\$20,072.50
July	\$39,569.65	\$23,214.99	\$24,758.20
August	\$32,443.76	\$28,810.42	\$21,731.50
September	\$20,747.79	\$22,040.86	\$19,793.30
October	\$19,075.33	\$21,976.24	\$13,937.64
November	\$21,702.31	\$19,435.95	\$12,064.78
December		\$22,847.76	\$17,540.74
TOTAL	\$277,727.00	\$250,336.50	\$187,269.98

Animal Control & Shelter - November

Complaints: 79

Roaming, barking, animal bites, nuisance, wildlife, cruelty, dead animals

Wildlife related complaints: 24

Animals tested for rabies: 0

Animals testing positive for rabies: 0

Animals impounded: 7 (5 dogs 2 cats)

Animal bites: 2 dog bites

Enforcement: 2 written warnings, 2 infractions issued

Dead animals picked up: 16

Beach/Open Space/Other:

Multiple black bear sightings:

Aran Hill Road (bear destroyed chicken coop), North Street.

Euthanized: 0

Sold as pet: 1 cat, 1 kitten

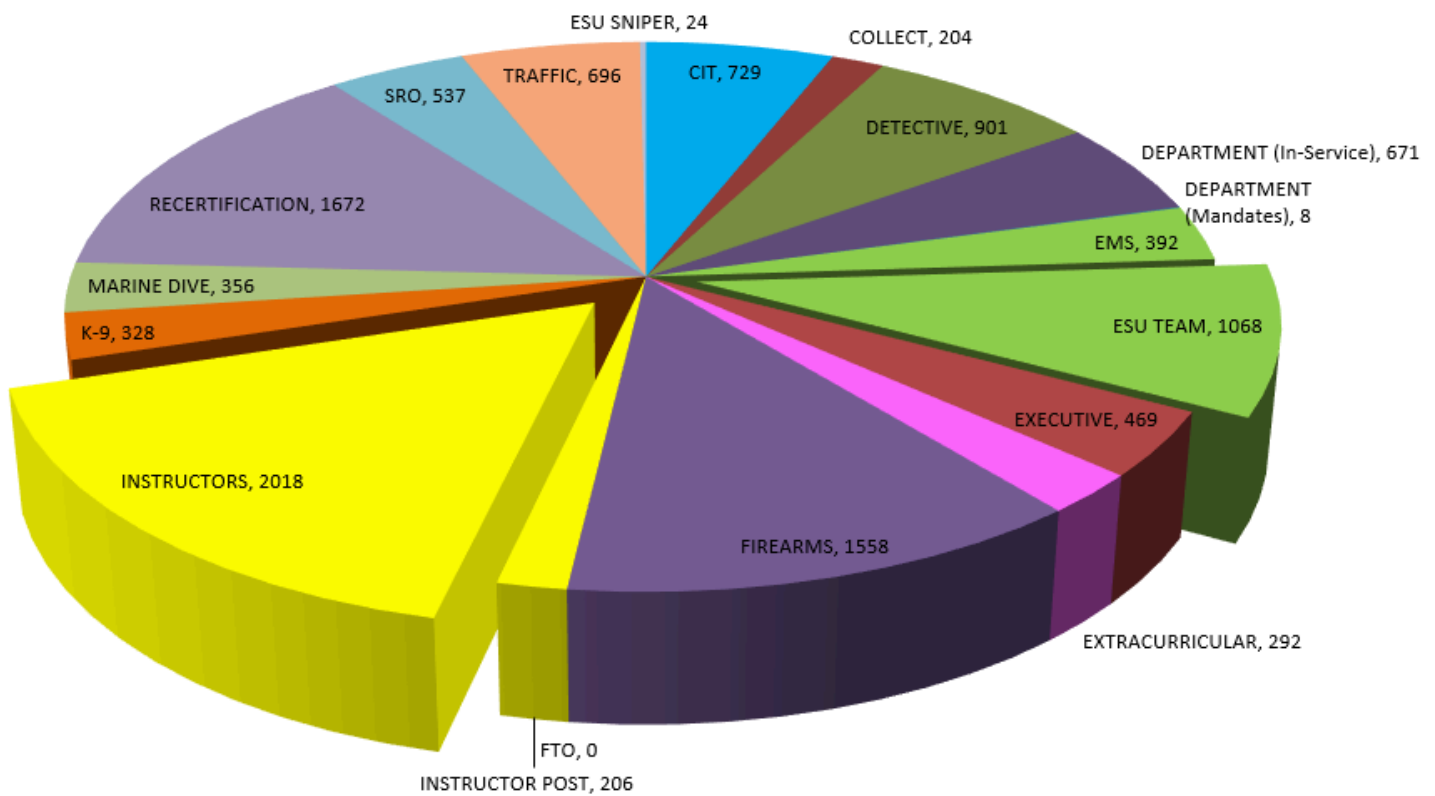
Animals housed at shelter: 2 cats, 8 dogs



Department Training Report - November

	2016	2017	2018	2019	2020	2021	2022	2023	2024
Total Class Attendance	120	659	980	1298	929	995	1289	1789	1881
Officers With Classes	54	109	104	109	109	114	112	114	118
Officers No Classes	54	-1	0	0	0	3	13	11	5
Total Officers	105	102	107	107	106	117	125	125	123
Officers/Class Average	2.14	3.14	3.26	3.10	3.14	2.88	3.05	3.06	3.40
Amount of Class Days	88	335	453	636	450	543	684	741	782
Segments	56	210	301	419	296	346	423	585	553
Average Days/ Class	1.57	1.60	1.50	1.52	1.52	1.57	1.62	1.27	1.41

	Students	Instructors		Month	YTD
Traffic Unit	176		Advanced Crash/Impaired Driving	Training Hours Outside	378
Detectives	120		Detective School Monthly		
ESU	104		Supervisor FBI-LEEDA	Training Hours Inside	464
Executive	80		Firearms/ BWC		
Firearms (Range)	68	20	Annual Recertification		
NCIC/Collect	56				
CIT	55				



November 2024



No Shave CT Campaign Summary

In November, the Fairfield Police Department proudly joined the Connecticut Cancer Foundation's No Shave CT campaign, raising over \$2,600 to support Connecticut cancer patients and their families. These funds will provide critical assistance for essentials like housing, food, and utilities during treatment.

This year's efforts were led by Officer Anthony Renaldi, whose coordination and dedication made this campaign a success. Inspired by the 2024 No Shave CT pediatric ambassadors, we came together as a community to make a meaningful impact.

Thank you to everyone who donated and supported this cause! Together, we've made a real difference in the lives of families in need.

Traffic Safety Recognition

The Fairfield Police Department received the prestigious GOLD Community Traffic Safety Award from AAA Northeast, recognizing our commitment to road safety and proactive traffic initiatives. Additionally, Officer Anthony Renaldi was honored as a Traffic Safety Hero for his exceptional dedication to traffic safety and service to the community.

These accolades highlight the department's continued efforts to prioritize the safety and well-being of our residents and those traveling through Fairfield. Congratulations to the department and Officer Renaldi on this well-deserved recognition!



Veterans Day provides a meaningful opportunity to honor and express gratitude for those who have served our nation, including the remarkable veterans within the Fairfield Police Department. This year, we proudly recognize the following members for their military service: **Chief Robert Kalamaras, Captain Antonio Granata, Captain Hector Irizarry, Detective Lieutenant Matthew Riendeau, Lieutenant Daniel Vanderheyden, Lieutenant James Wiltsie, Detective Sergeant Christopher Ioli, Officer Tiffanie Bennett, Officer Walter Burke, Officer Daniel Chase, Officer Alan Bakula, Officer Jonathan Simmons, Officer Michael Toth, Officer Navin Nair, and Recruit Officer Jordan Irizarry.** These individuals have served with distinction in the United States Marine Corps, Army, Air Force, Coast Guard, and Army National Guard. Their dedication to our country and their continued commitment to the safety and well-being of Fairfield embody the highest standards of service. Today and every day, we thank them for their sacrifices both at home and abroad.

November 2024

Fairfield is privileged to be designated as a **Purple Heart Town**, reflecting the community's unwavering support for our military veterans, especially those wounded in combat. In collaboration with the Fairfield Police Cadet Program and American Legion Post 143, the department recently installed several "**Purple Heart Wounded Veterans Parking**" signs across town. This initiative underscores Fairfield's respect and gratitude toward our Purple Heart recipients and serves as a visible reminder of their sacrifices.

To all veterans, we extend our heartfelt thanks for their selfless service. For businesses interested in hosting a **Purple Heart Wounded Veterans Parking** sign, visit fpdct.com/purpleheart to learn more about joining this meaningful effort.



The Fairfield Police Department was honored to participate in the Annual Diocesan Blue Mass at St. Augustine Cathedral in Bridgeport. This special service, celebrated by Bishop Frank J. Caggiano, honors the dedication and sacrifices of first responders, including police, fire, EMS, and dispatchers, who serve our communities with courage and compassion.

First celebrated in 2002, the Blue Mass also serves as a tribute to the lives lost and the heroism displayed on September 11, 2001. Our Honor Guard was proud to stand alongside fellow first responders from across Fairfield County in a spirit of unity and gratitude.

Thank you to Bishop Caggiano for his inspiring message and for continuing this meaningful tradition.

November 2024

Supervisory Recognition of Personnel

The following personnel were recognized this month for exemplary actions or achievements, regardless of when the incident or effort occurred. This section highlights outstanding contributions by team members who have demonstrated exceptional commitment and professionalism. The content below provides summaries of the actual commendations to emphasize the impactful work that earned these recognitions. Supervisor recognition is essential in building a culture of excellence, encouraging continued dedication, and acknowledging the exceptional efforts of our personnel.

Officer CM Rubis, Officer Chase, and Sergeant Chamberlain

On November 3, 2024, while on patrol during the early morning hours, Officer Rubis observed suspicious activity involving two vehicles traveling closely together on Beach Road. Demonstrating keen observation and initiative, Officer Rubis identified the vehicles and reported their movements, ultimately leading to their attempted apprehension. Officer Chase strategically positioned himself to deploy Stop Stix, successfully disabling one of the vehicles, a black Acura TLX.

After the Acura crashed on the I-95 northbound on-ramp, officers established a perimeter, leading to the apprehension of a 17-year-old suspect who was found with the keys to the disabled vehicle. A subsequent investigation revealed an active warrant for the suspect, who was taken into custody and charged accordingly.

Sergeant Chamberlain coordinated the officers on scene, ensuring a seamless response. This commendation highlights the officers' vigilance, teamwork, and dedication to public safety, offering reassurance to Fairfield residents that their neighborhoods are in capable hands.

Supervisor Issuing Commendation: Lieutenant Mastronardi



The Fairfield Police Department remains dedicated to maintaining a safe community, protecting life and property, reducing crime and the fear of crime and to performing its function in a manner which promotes public trust and confidence. The Department strives to achieve its mission through the core values of Professionalism, Honor and Excellence.

www.fpdct.com